

PRO Series Specification

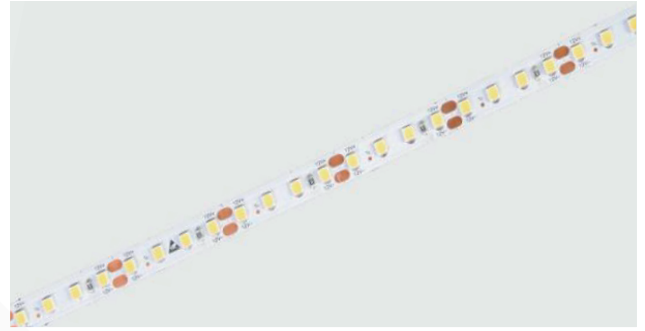
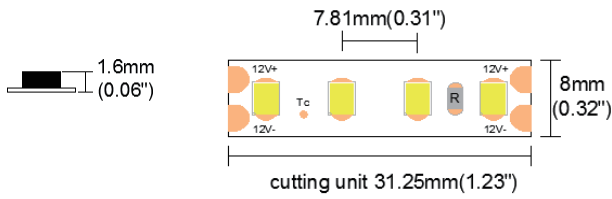
D8128

12V-8mm



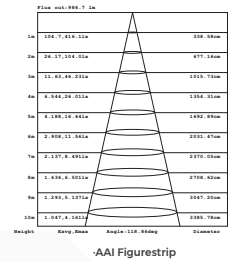
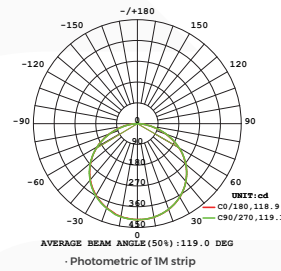
【General description】

- Luminance efficiency up to 160LM/W
- Self-encapsulated design offers eight optional 1900-6000K white lights
- With life span over 60000H
- Ta: -25~40°C; Tc: 75°C (max)



【Dimension】

- | | |
|-------------------------------------|--|
| Input voltage: DC12V | Max.length: 3000mm(9.84') |
| CRI: 80/90/95 | Cutting unit: 4leds/31.25mm(1.23") |
| Max.power: 9.6W(1m) | LED pitch: 7.81mm(0.31") |
| Power range: 7.8~9.6W(1m) | Min. bend diameter: Φ 60mm(2.36") |
| Rated current: 0.725A(1m) /1.8A(3m) | Mounting: 3M tape |
| Typical Power: 8.7W(1m) /21.6W(3m) | Copper foil: 3oz |
| tape IP: IP20/IP65/IP67 | |
| On-off times: 10000 (test times) | |
| Warranty: 5years | |

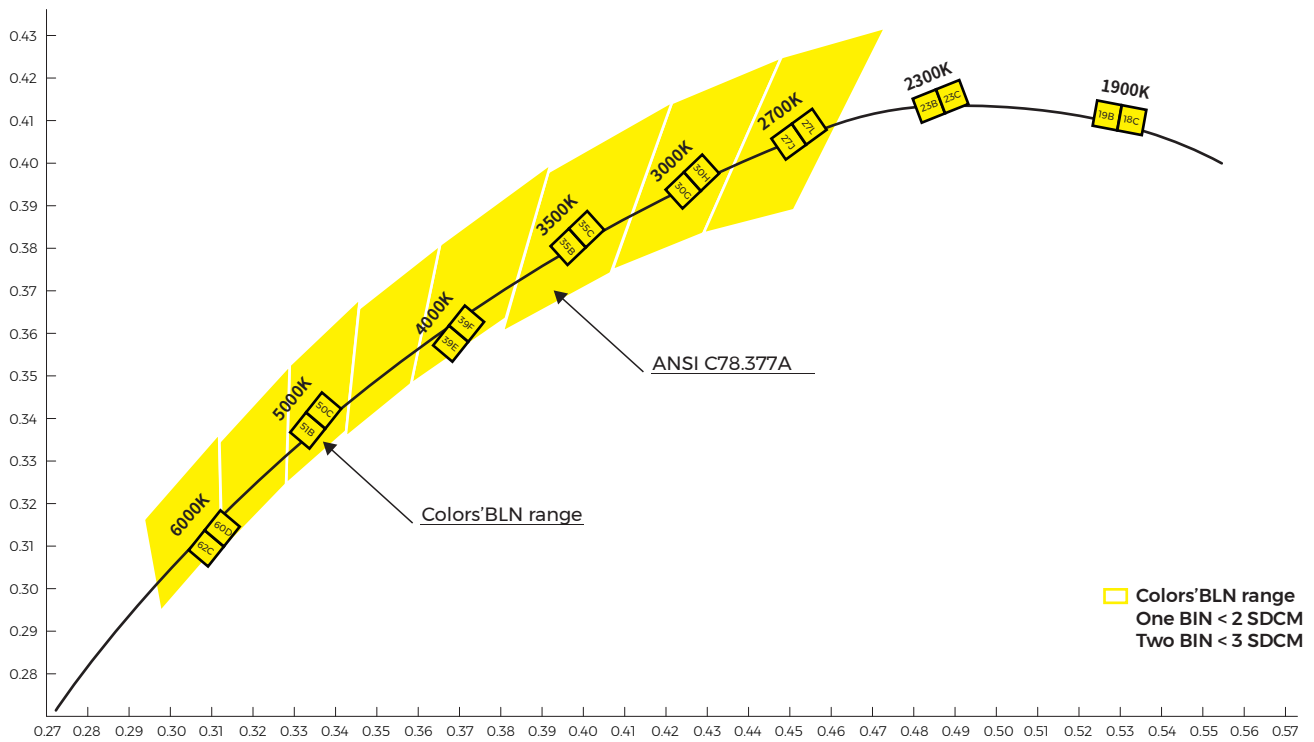


【Photo-electric Parameters】

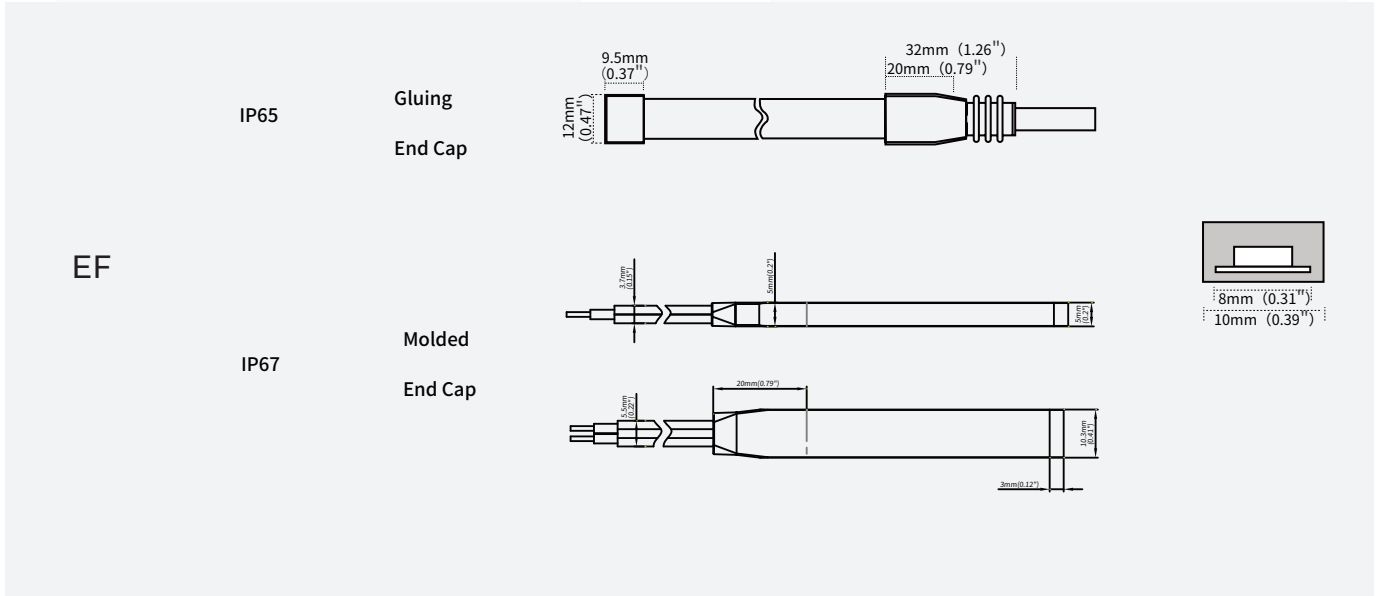
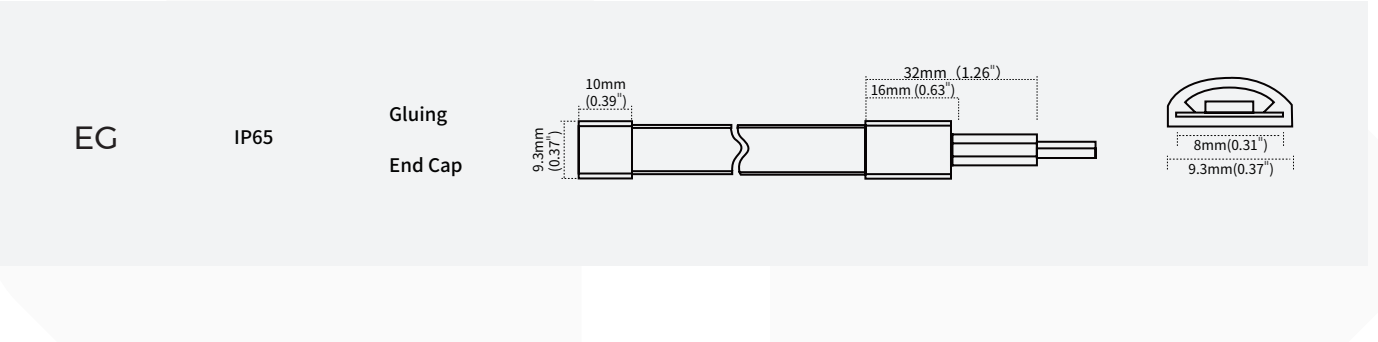
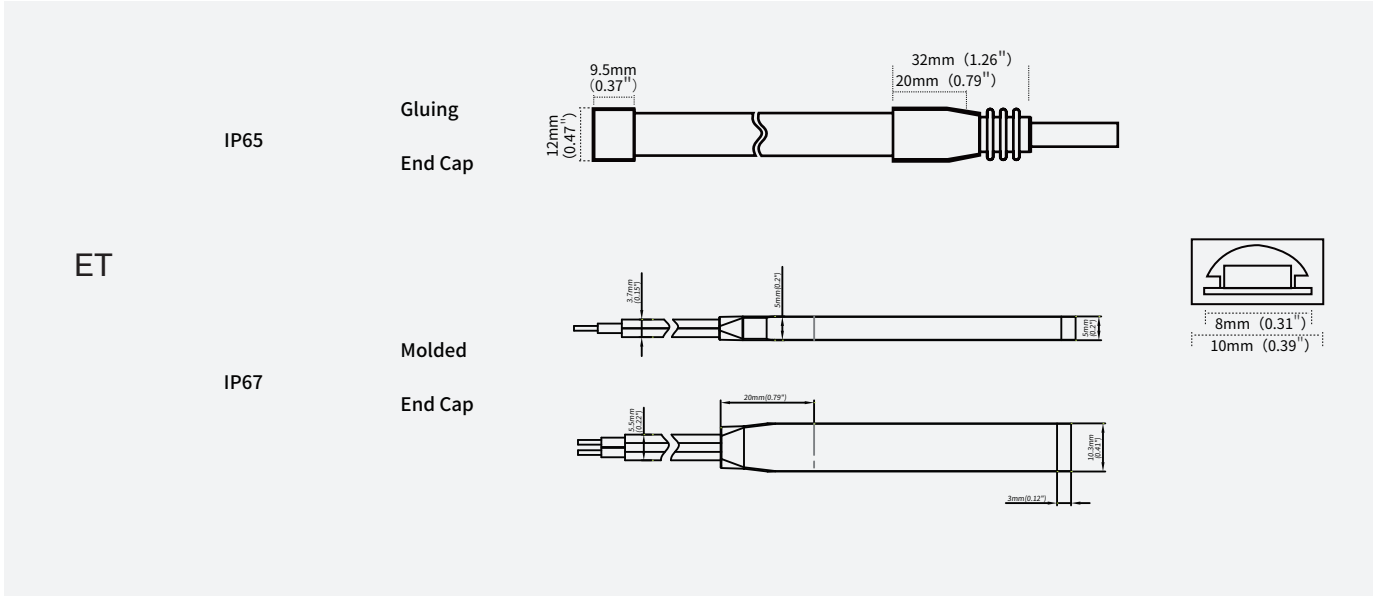
CRI	Color	CCT	Lumen(lm/m)	Lumen(lm/ft)	lm/W	ErP 2019
Ra>80	GW	1900K	1055	320	121	E
Ra>80	LW	2300K	1175	355	135	E
Ra>80	SW	2700K	1270	385	146	D
Ra>80	WW	3000K	1335	405	153	D
Ra>80	PW	3500K	1355	410	156	D
Ra>80	NW	4000K	1390	420	160	D
Ra>80	DW	5000K	1390	420	160	D
Ra>80	W	6000K	1335	405	153	D
Ra>90	GW	1900K	865	260	99	F
Ra>90	LW	2300K	960	292	110	F
Ra>90	SW	2700K	1035	315	119	E
Ra>90	WW	3000K	1090	330	125	E
Ra>90	PW	3500K	1105	335	127	E
Ra>90	NW	4000K	1135	346	130	E
Ra>90	DW	5000K	1135	345	130	E
Ra>90	W	6000K	1090	330	125	E

CRI	Color	CCT	Lumen(lm/m)	Lumen(lm/ft)	lm/W	ErP 2019
Ra>95	GW	1900K	835	250	96	F
Ra>95	LW	2300K	930	280	107	F
Ra>95	SW	2700K	1005	305	116	F
Ra>95	WW	3000K	1060	320	122	E
Ra>95	PW	3500K	1075	325	124	E
Ra>95	NW	4000K	1105	335	127	E
Ra>95	DW	5000K	1105	335	127	E
Ra>0	C	525nm	825	250	95	/
Ra>0	B	470nm	175	50	20	/







- 1.The tolerance of output data can be vary up to 15%.
- 2.the output data tested according to IES TM-30-15.
- 3.the output data is based on IP20/1merter, data of 5m in only for reference.
- 4.IP protection process leads changes to size, CCT and luminous flux.










[IP process information]










【Electronic & output data】

IP Process	Picture	Picture description	Size	optional CCT/color for finished product	lumen output rate
NO	 NO/IP20	No proof	8mm*1.5mm	1900K/2300K/2700K/3000K/3500K/ 4000K/5000K/6000K/C/B	100%
NA	 NANO/IP65	Nano-proof	8mm*1.6mm	1900K/2300K/2700K/3000K/3500K/ 4000K/5000K/6000K/C/B	98%
ET	 ET/IP67	Extrusion tube	10mm*4.8mm	1900K/2300K/2700K/3000K/3500K/ 4000K/5000K/6000K/C/B	88%
EG	 EG/IP65	Extrusion curved tube	9.3mm*3.8mm	1900K/2300K/2700K/3000K/3500K/ 4000K/5000K/6000K/C/B	88%
EGR	 EGR/IP65	Milky white all-inclusive hollow arc extrusion	9.3mm*3.8mm	2300K/2700K/3000K/4000K/C/B	85%
EF	 EF/IP67	Extrusion filling	10mm*5mm	2300K/2900K/3400K/3850K/5800K/ 8750K/15000K/C/B	86%

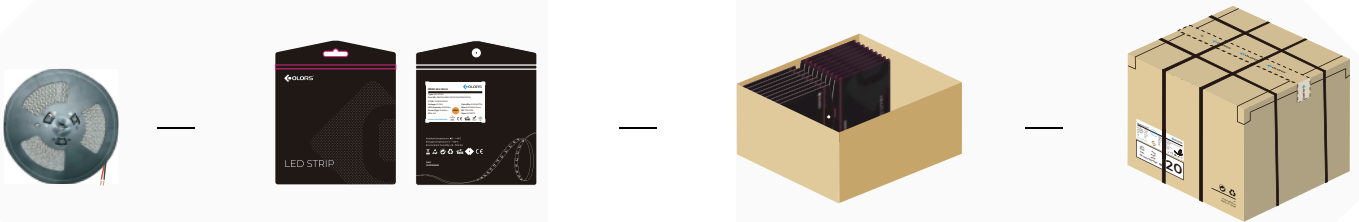
【Accessories Information】

Name	Picture	Code	coding	description
Connector for wire and FPC		94-42-620800001	TXB208-NOGA	8mm width, 2PIN connector of wire and FPC, suitable for white color strip. NO/NA, 2PIN wire18- 22AWG
Connector for FPC and FPC		94-42-620800002	TBB208-NOGA	8mm width, 2PIN connector of FPC and FPC, suitable for white color strip.NO/NA
Slim connector		81-01-000000-000064	TBB208-NOTA	Suitable for 8mm board width, IP20, 2PIN board-to-board solderless terminal
Slim connector		81-01-000000-000066	TXB208-NOTA012	Suitable for 8mm board width, IP20, 2PIN wire- to-board solderless terminal
Fixed Clip		94-02-00-0002	FSW08SA	Silicone clip, screw: PA 3*8mm, suitable for 8mm FPC,EF/ET strip
Gas phase rubber plug		94-02-00-0038	DT08EG-A	Translucent gas phase adhesive plug, suitable for 8mm wide silicone extrusion eg lamp with
Gas phase gel plugging		94-02-00-0039	DW08EG-A	Translucent gas phase adhesive plug, suitable for 8mm wide silicone extrusion eg lamp with end plug

Name	Picture	Code	coding	description
Silicone Plug Kit		94-02-00-0044	DT08EA-A	Silicone plug kit, suitable for 8mm board width, ET/EF series silicone extrusion light strip
Silicone stopper kit		94-02-00-0045	DW08EA-A	Silicone tail plug kit, suitable for 8mm board width, ET/EF series silicone extrusion light strip
Mounting groove		94-02-00-0024	CVT08EA-12100100	Transparent PVC mounting groove, suitable for 8mm FPC, silicone extruded EF/ET strip
Stopper glue		94-16-03010001	AS-PG-0003	Silicone gel, suitable for ET/EF/EG waterproof LED strip
ET solderless plug		94-03-00-0027	PT208-ETWA	Monochromatic light strip, 8mm board width, ETS protection technology
ET press-fit terminals		94-03-00-0028	CBX208-ETWA020	Monochromatic light strip, 8mm board width, ETS protection technology
ET press-fit terminal kit		94-03-00-0029	STBX208-ETWA020	Monochromatic light strip, 8mm board width, ETS protection technology

【Packing】

Colors brand package



General customized package



IP Process	Product size(mm)	Product quantity (m/reel)	Product quantity (m/case)	Product net weight(kg)	Net weight per box(kg)	Gross weight(kg)	Package size (cm)
NO	5000*8*1.5	5	300	0.134	8.04	9.246	41*41*26
NA	5000*8*1.6	5	300	0.137	8.22	9.453	41*41*26
ET	5000*10*4.8	5	200	0.459	18.36	21.114	41*41*26
EG/EGR	5000*9.3*3.8	5	200	0.216	8.64	9.936	41*41*26
EF	5000*10*5	5	200	0.505	20.2	23.23	41*41*26

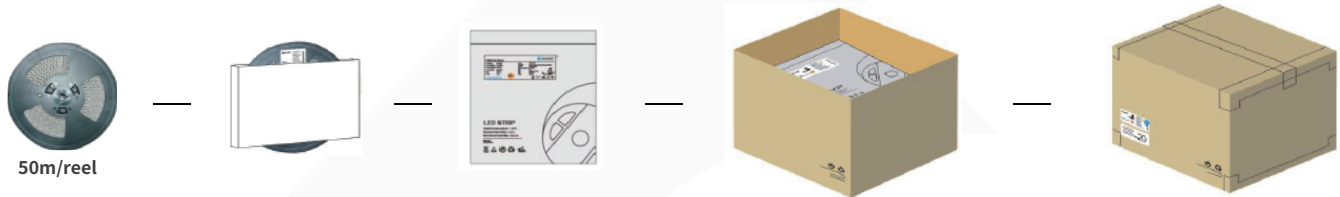
Remark: data with 10% tolerance

· **Engineering packaging of EG/EGR(IP65)/ET(IP67)/EF(IP67)**

(free-soldering end caps with 40 cover per box could be ordered separately if needed)



· **Engineering packaging of NO(IP20)/NA(IP65).**



IP Process	Product size(mm)	Product quantity (m/reel)	Product quantity (m/case)	Product net weight(kg)	Net weight per box(kg)	Gross weight(kg)	Package size (cm)
NO	50000*8*1.5	50	650	1.34	17.42	20.033	41*41*26
NA	50000*8*1.6	50	650	1.37	17.81	20.48	41*41*26
ET	50000*10*4.8	50	100	4.68	9.36	10.764	25.5*25.5*26
EG/EGR	50000*9.3*3.8	50	100	2.16	4.32	4.968	25.5*25.5*26
EF	50000*10*5	50	100	5.15	10.3	11.845	25.5*25.5*26

Remark:data with 10% tolerance

【Precautions】

- Please drive the led strip with 12VDC isolated power, and the ripple of the constant voltage source should be less than 5%.
- Please do not bend the strip into an arc with a diameter less than 60mm to ensure the longevity and reliability.
- Do not fold it in case any damage of LED beads.
- Do not pull the power wire hard to ensure the longevity. Any Crash may damage the LED light is prohibited.
- Please make sure the wire is connected to the anode and cathode correctly. The power output should be consistent with the voltage of the strip to avoid damage.
- LED lights should be stored in dry, sealed environment. Please only unpack it before usage. Ambient temperature: -25℃~40℃.Storage temperature: 0℃~60℃.Please use the strips without waterproof within indoor environment with humidity less than 70%.
- Please be careful during operation. Do not touch the AC power supply in case of electric shock.
- Please leave at least 20% power for the power supply during using to ensure there is enough power supply to drive the product.
- Do not use any acid or alkaline adhesives to fix the product (e.g.: glass cement).
- Do not scratch the product when IP process of the product is NA. Ultraviolet rays will damage the nano-layers on the product and seriously affect the life of the product.