

PRO Series Specification

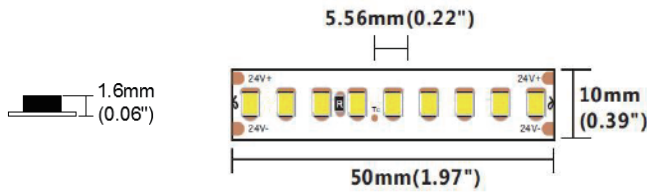
D8180

24V-10mm



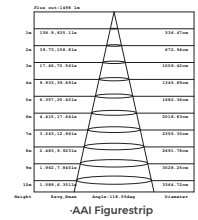
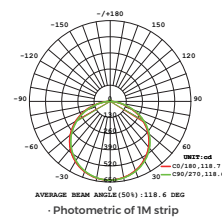
【General description】

- Luminance efficiency Max up to 215LM/W
- Self-encapsulated design offers 4 optional 2700-6500K white lights
- With life span over 60000H
- Ta: -25~40°C; Tc: 75°C (max)



【Dimension】

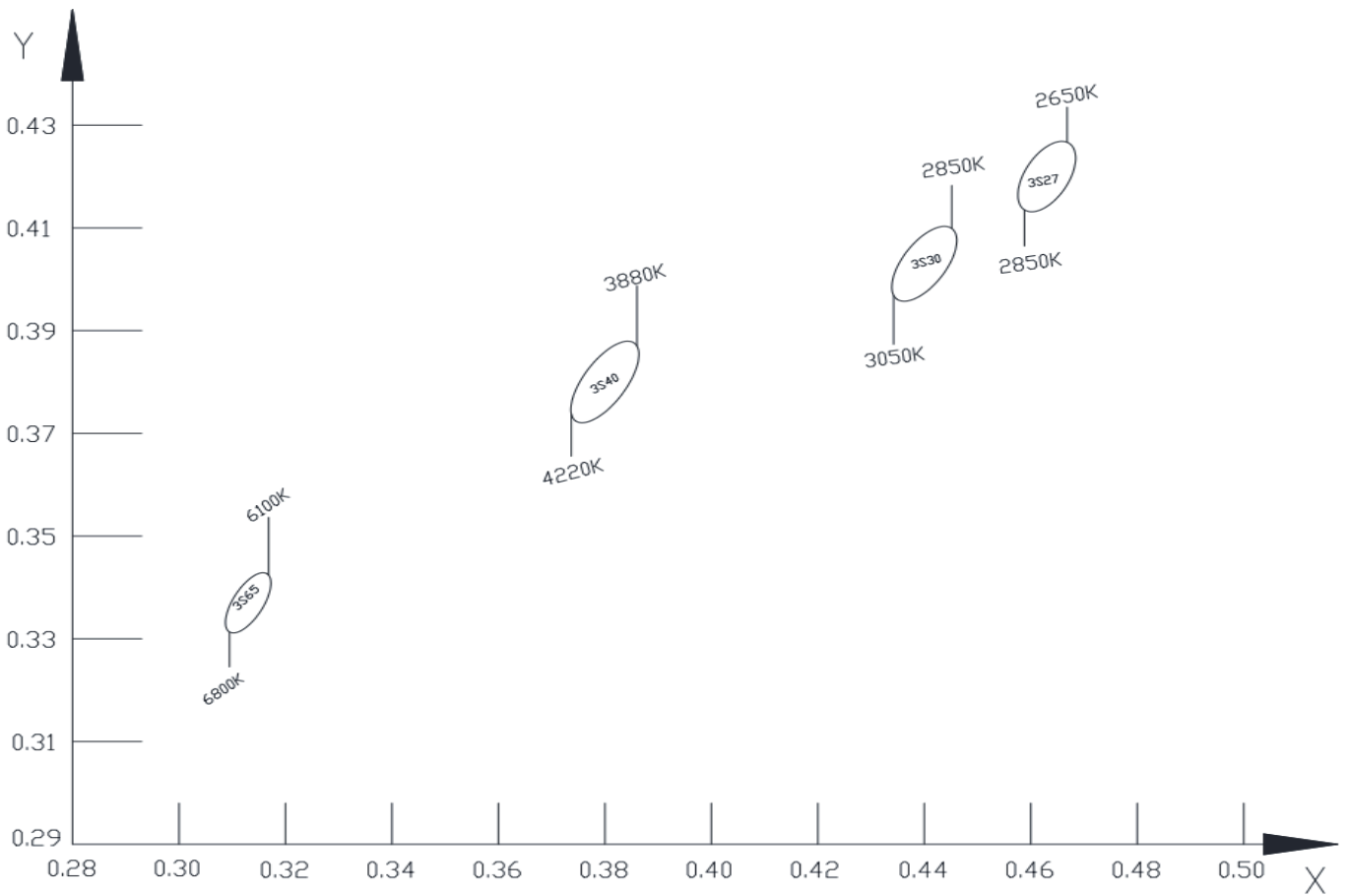
Input voltage: DC24V	Max.length: 5000mm(16.4')
CRI: 80	Cutting unit: 9leds/50mm(1.97')
Max.power: 9.6W(1m)	LED pitch: 5.56mm(0.22')
Power range: 7.8~9.6W(1m)	Min. bend diameter: Φ 60mm(2.36')
Rated current: 0.36A(1m) /1.45A(5m)	Mounting: 3M tape
Typical Power: 8.7W(1m) /34.5W(5m)	Copper foil: 3oz
tape IP: IP20/IP65/IP67	
On-off times: 10000 (test times)	
Warranty: 5years	



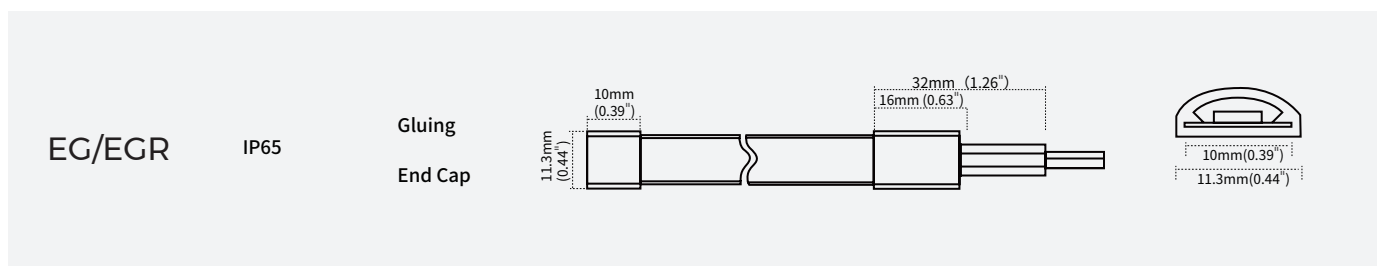
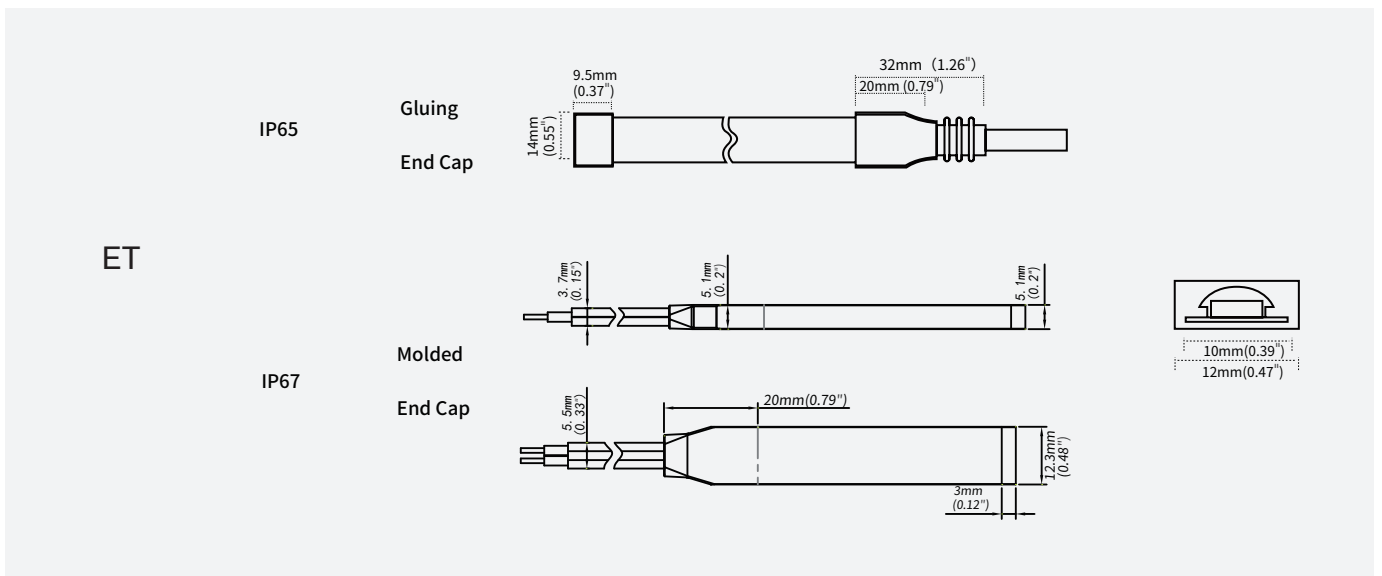
【Photo-electric Parameters】

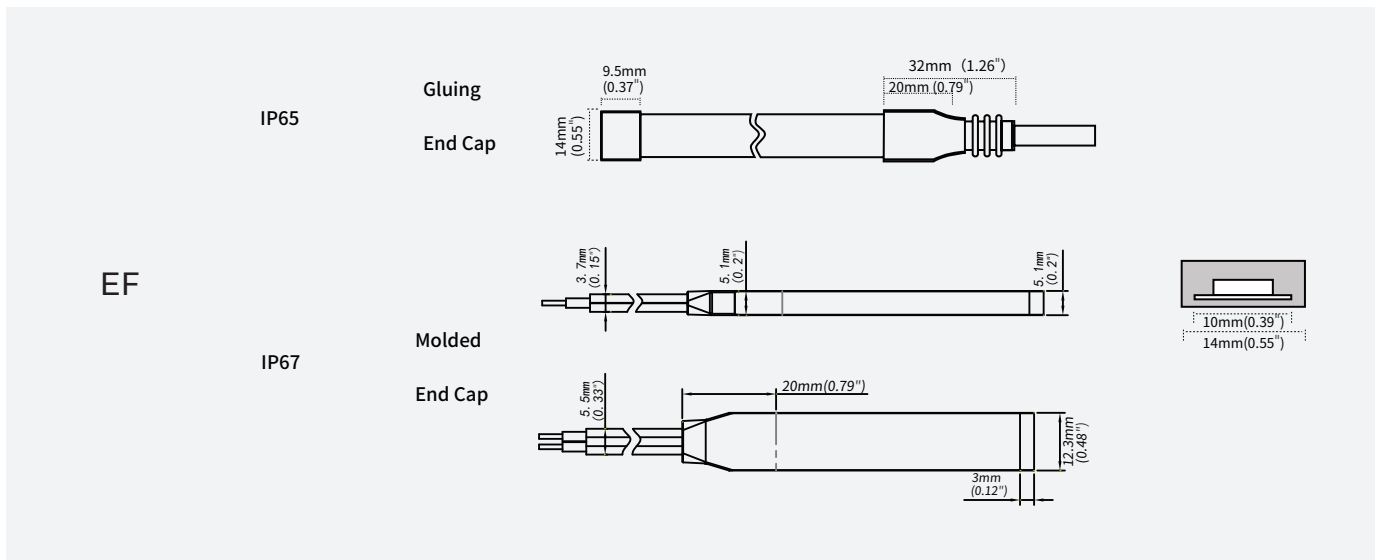
CRI	Color	CCT	Lumen(lm/m)	Lumen(lm/ft)	lm/W	ErP 2019
Ra>80	SW	2700K	1765	520	203	B
Ra>80	WW	3000K	1780	545	205	B
Ra>80	NW	4000K	1870	570	215	B
Ra>80	W	6500K	1740	545	200	B

- 1.The tolerance of output data can be vary up to 15%.
- 2.the output data tested according to IES TM-30-15.
- 3.the output data is based on IP20/1merter, data of 5m in only for reference.
- 4.IP protection process leads changes to size, CCT and luminous flux.









【IP process information】



















【Electronic & output data】

IP Process	Picture	Picture description	Size	optional CCT/color for finished product	lumen output rate
NO		No proof	10mm*1.6mm	2700K/3000K/4000K/6500K	100%
NA		Nano-proof	10mm*1.7mm	2700K/3000K/4000K/6500K	98%
ET		Extrusion tube	12mm*4.8mm	2700K/3000K/4000K/6500K	88%
EG		Extrusion curved tube	11.3mm*3.8mm	2700K/3000K/4000K/6500K	88%
EGR		Milky white all-inclusive hollow arc extrusion	11.3mm*3.8mm	2700K	85%
EF		Extrusion filling	12mm*5mm	3400K/3850K/5800K/15000K	86%

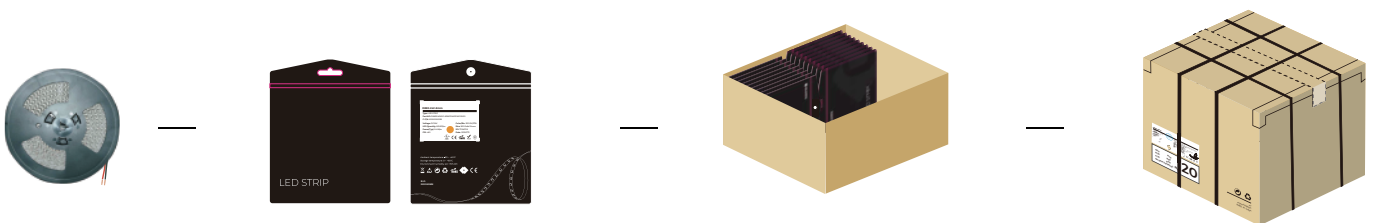
【Accessories Information】

Name	Picture	Code	coding	description
Connector for wire and FPC		94-03-00-0037	TXB210-NOGA	10mm width, 2PIN connector of wire and FPC, suitable for white color strip, NO/NA, 2PIN wire 18-22AWG
Connector for FPC and FPC		94-42-621020004	TBB210-NOGA	10mm width, 2PIN connector of FPC and FPC, suitable for white color strip, NO/NA
Slim connector		81-01-000000-000065	TBB210-NOTA	Suitable for 10mm board width, IP20, 2PIN board-to-board solderless terminal
Slim connector		81-01-000000-000067	TXB210-NOTA012	Suitable for 10mm board width, IP20, 2PIN wire-to-board solderless terminal

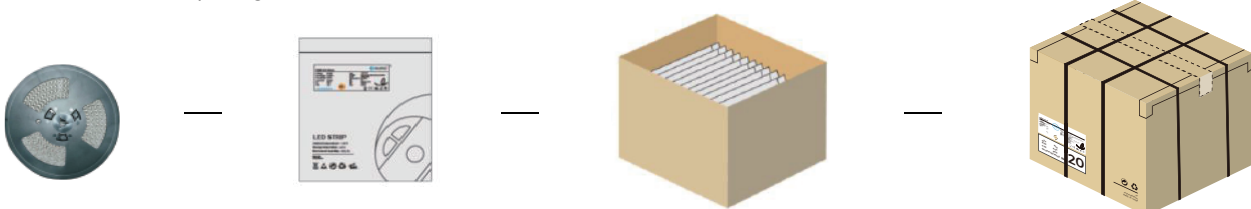
Name	Picture	Code	coding	description
Fixed Clip		94-02-00-0003	FSW10SA	Silicone clip, screw: PA 3*8mm, suitable for 10mm FPC,EF/ET strip
Gas phase rubber plug		94-02-00-0040	DT10EG-A	Translucent gas phase adhesive plug, suitable for 10mm wide silicone extrusion eg lamp with plug
Gas phase gel plugging		94-02-00-0041	DW10EG-A	Translucent gas phase adhesive plug, suitable for 10mm wide silicone extrusion eg lamp with end plug
Silicone Plug Kit		94-02-00-0046	DT10EA-A	Silicone plug kit is suitable for 10mm board width, ET/EF series silicone extrusion light strip
Silicone stopper kit		94-02-00-0047	DW10EA-A	Silicone tail plug kit is suitable for 10mm board width, ET/EF series silicone extrusion light strip
Mounting groove		94-02-00-0025	CVT10EA-14100100	Transparent PVC mounting groove,suitable for 10mm FPC,silicone extruded EF/ET strip
Stopper glue		94-16-03010001	AS-PG-0003	Silicone gel,suitable for ET/EF/EG waterproof LED strip
ET solderless plug		94-03-00-0030	PT210-ETWA	Monochromatic light strip, 10mm board width, ET protection technology
ET press-fit terminals		94-03-00-0031	CBX210-ETWA020	Monochromatic light strip, 10mm board width, ET protection technology
ET press-fit terminal kit		94-03-00-0032	STBX210-ETWA020	Monochromatic light strip, 10mm board width, ET protection technology

【Packing】

SEL brand package



General customized package



TEL: (619) 340-1203

E-mail:contact@90pluslighting.com

www.90pluslighting.com

IP Process	Product size(mm)	Product quantity (m/reel)	Product quantity (m/case)	Product net weight(kg)	Net weight per box(kg)	Gross weight(kg)	Package size (cm)
NO	5000*10*1.6	5	250	0.14	7	8.05	41*41*26
NA	5000*10*1.7	5	250	0.144	7.2	8.28	41*41*26
ET	5000*12*4.8	5	200	0.49	19.6	22.54	41*41*26
EG/EGR	5000*11.3*3.8	5	200	0.247	9.88	11.362	41*41*26
EF	5000*12*5	5	200	0.557	22.28	25.622	41*41*26

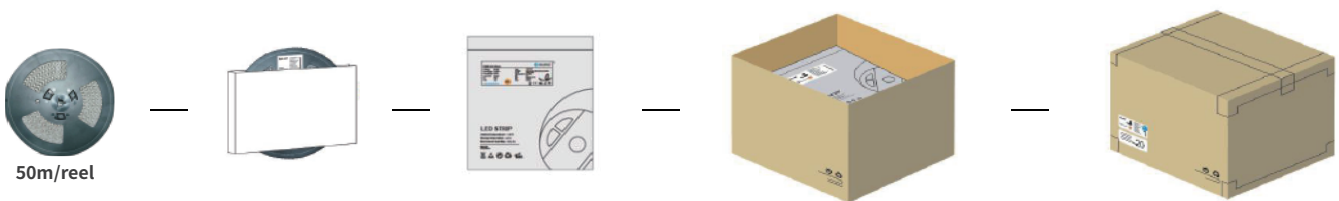
Remark: data with 10% tolerance

· Engineering packaging of EG/EGR(IP65)/ET(IP67)/EF(IP67)

(free-soldering end caps with 40 cover per box could be ordered separately if needed)



· Engineering packaging of NO(IP20)/NA(IP65).



IP Process	Product size(mm)	Product quantity (m/reel)	Product quantity (m/case)	Product net weight(kg)	Net weight per box(kg)	Gross weight(kg)	Package size (cm)
NO	50000*10*1.6	50	500	1.4	14	16.1	41*41*26
NA	50000*10*1.7	50	500	1.44	14.4	16.56	41*41*26
ET	50000*12*4.8	50	100	4.99	9.98	11.47	25.5*25.5*26
EG/EGR	50000*11.3*3.8	50	100	2.48	4.96	5.704	25.5*25.5*26
EF	50000*12*5	50	100	5.68	11.36	13.064	25.5*25.5*26

Remark: data with 10% tolerance

【Precautions】

- Please drive the led strip with 24VDC isolated power, and the ripple of the constant voltage source should be less than 5%.
- Please do not bend the strip into an arc with a diameter less than 60mm to ensure the longevity and reliability.
- Do not fold it in case any damage of LED beads.
- Do not pull the power wire hard to ensure the longevity. Any Crash may damage the LED light is prohibited.
- Please make sure the wire is connected to the anode and cathode correctly. The power output should be consistent with the voltage of the strip to avoid damage.
- LED lights should be stored in dry, sealed environment. Please only unpack it before usage. Ambient temperature: -25℃~40℃.Storage temperature: 0℃~60℃.Please use the strips without waterproof within indoor environment with humidity less than 70%.
- Please be careful during operation. Do not touch the AC power supply in case of electric shock.
- Please leave at least 20% power for the power supply during using to ensure there is enough power supply to drive the product.
- Do not use any acid or alkaline adhesives to fix the product (e.g.: glass cement).
- Do not scratch the product when IP process of the product is NA. Ultraviolet rays will damage the nano-layers on the product and seriously affect the life of the product.