

PRO Series Specification

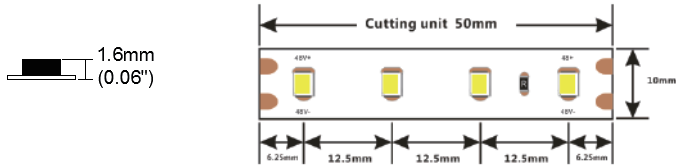

D880

48V-10mm



【General description】

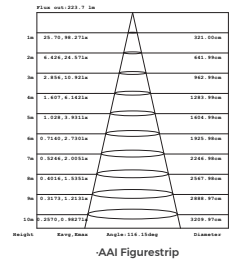
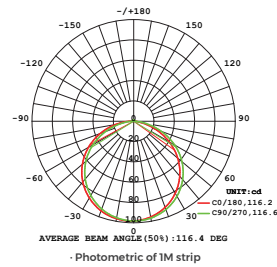
- Max.length is 40 meters driven by one end
- strips is of lower current with 48V input, better for longer wire connection
- ultra long application with less power feed,high cost efficiency for project system
- With life span over 36000H Ta: -25~40°C; Tc: 75°C (max)



【Dimension】

Input voltage: DC48V
 CRI: 80/90
 Max.power: 6.4W(1m)
 Power range: 5.2~6.4W(1m)
 Rated current: 0.121A(1m) /3.63A(40m)
 Typical Power: 5.8W(1m) /174.2W(40m)
 tape IP: IP20/IP65/IP67
 On-off times: 10000 (test times)
 Warranty: 5years

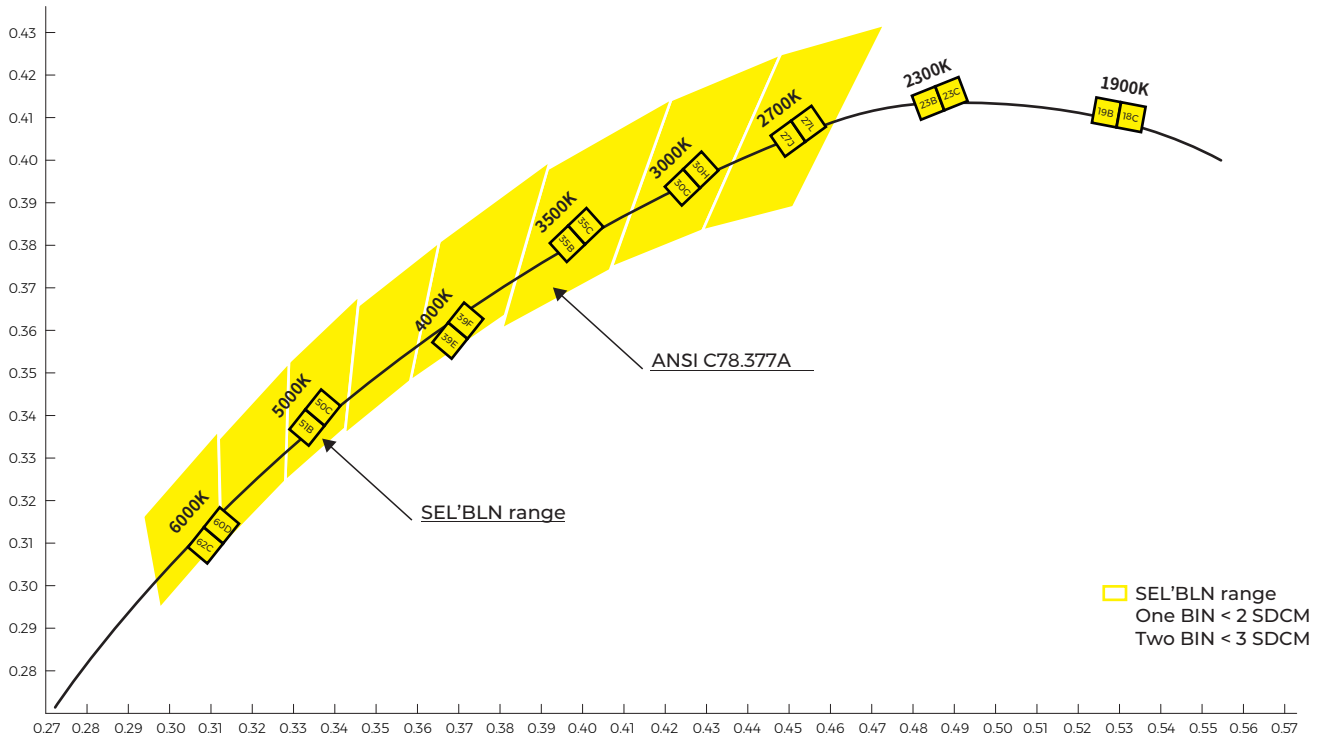
Max.length: 40000mm(131.23')
 Cutting unit: 4leds/50mm(1.97")
 LED pitch: 12.5mm(0.49")
 Min. bend diameter: Φ 60mm(2.36")
 Mounting: 3M tape
 Copper foil: 3oz



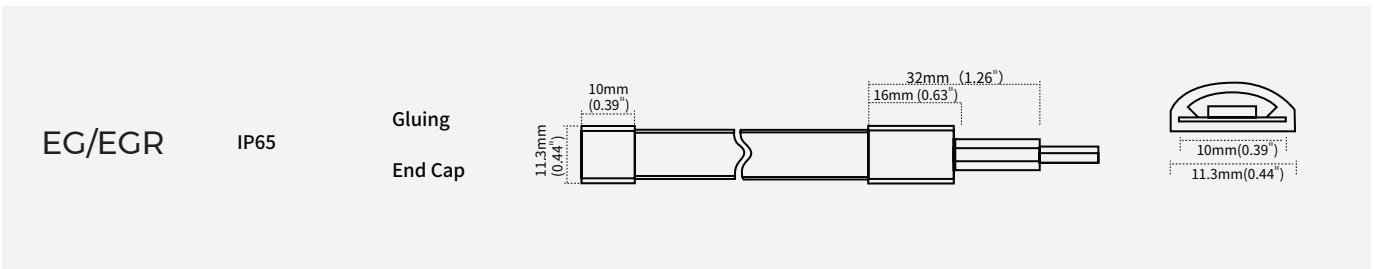
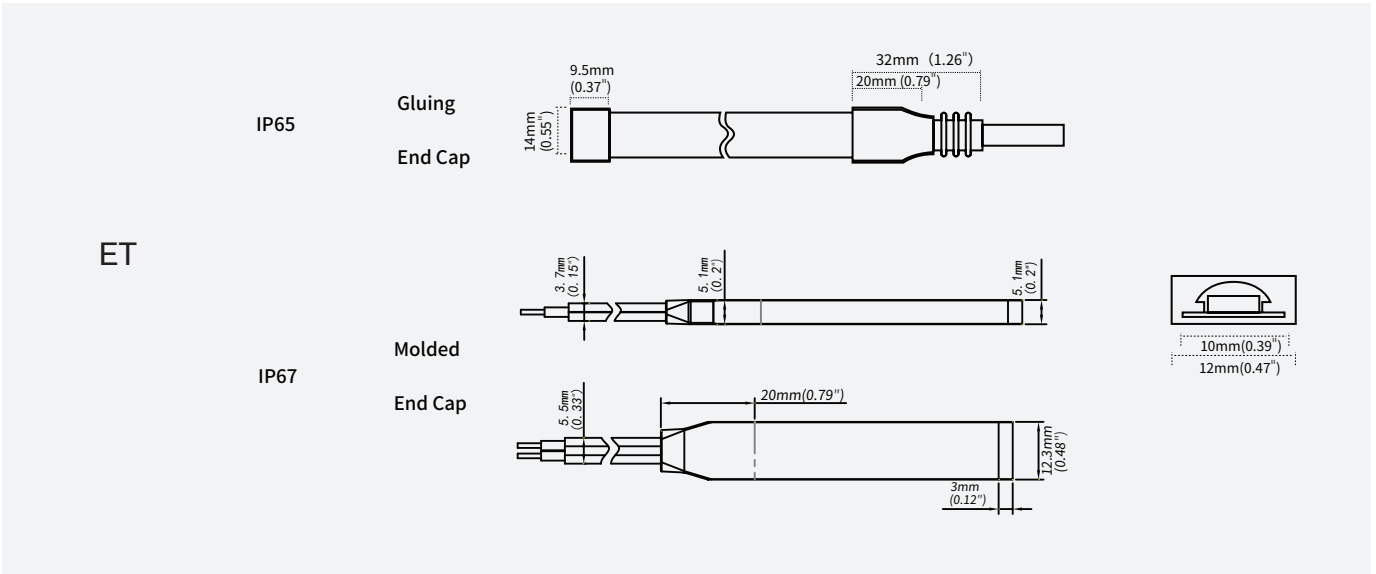
【Photo-electric Parameters】

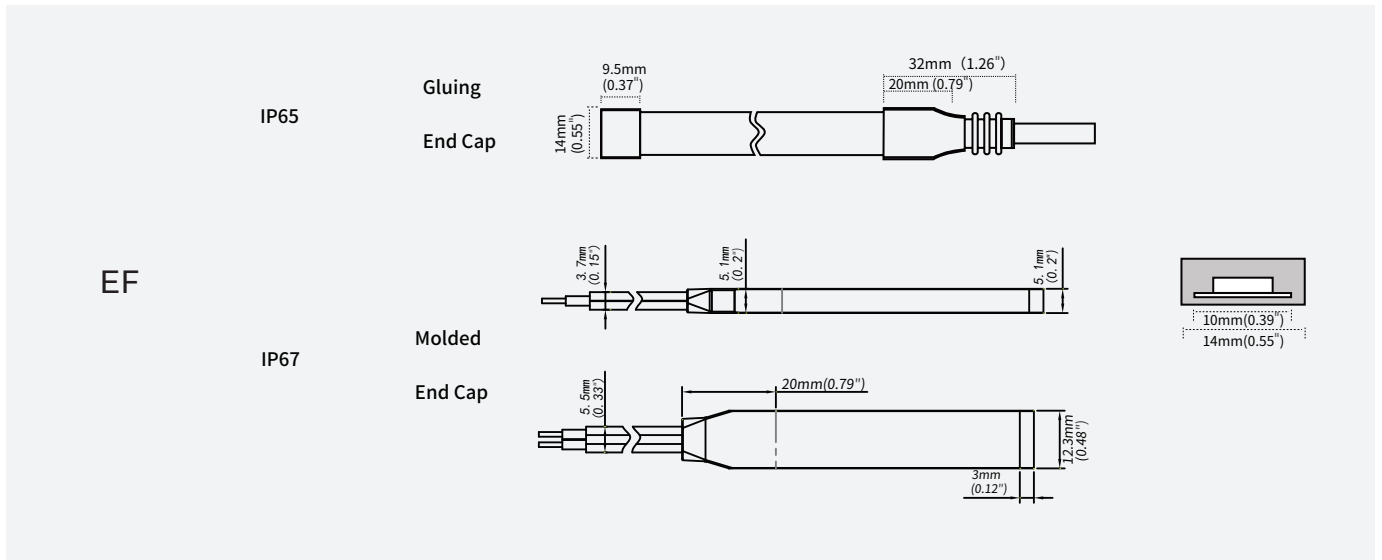
CRI	Color	CCT	Lumen(lm/m)	Lumen(lm/ft)	lm/W	ErP 2019
Ra>80	SW	2700K	595	105	103	F
Ra>80	WW	3000K	625	110	108	F
Ra>80	NW	4000K	650	115	112	F
Ra>80	DW	5000K	650	115	112	F
Ra>80	W	6000K	625	110	108	F
Ra>90	SW	2700K	510	95	89	G
Ra>90	WW	3000K	550	95	94	F
Ra>90	NW	4000K	570	100	98	F
Ra>90	DW	5000K	570	100	98	F
Ra>90	W	6000K	550	95	94	F

- 1.The tolerance of output data can be vary up to 15%.
- 2.the output data tested according to IES TM-30-15.
- 3.the output data is based on IP20/1merter, data of 5m in only for reference.
- 4.IP protection process leads changes to size, CCT and luminous flux.









[IP process information]



















【Electronic & output data】

IP Process	Picture	Picture description	Size	optional CCT/color for finished product	lumen output rate
NO		No proof	10mm*1.5mm	2700K/3000K/4000K/5000K/6000K	100%
NA		Nano-proof	10mm*1.6mm	2700K/3000K/4000K/5000K/6000K	98%
ET		Extrusion tube	12mm*4.8mm	2700K/3000K/4000K/5000K/6000K	88%
EG		Extrusion curved tube	11.3mm*3.8mm	2700K/3000K/4000K/5000K/6000K	88%
EGR		Milky white all-inclusive hollow arc extrusion	11.3mm*3.8mm	2700K/4000K	85%
EF		Extrusion filling	12mm*5mm	3400K/3850K/5800K/8750K/15000K	86%

【Accessories Information】

Name	Picture	Code	coding	description
Connector for wire and FPC		94-03-00-0037	TXB210-NOGA	10mm width, 2PIN connector of wire and FPC, suitable for white color strip, NO/NA, 2PIN wire 18-22AWG
Connector for FPC and FPC		94-42-621020004	TBB210-NOGA	10mm width, 2PIN connector of FPC and FPC, suitable for white color strip, NO/NA
Slim connector		81-01-000000-000065	TBB210-NOTA	Suitable for 10mm board width, IP20, 2PIN board-to-board solderless terminal
Slim connector		81-01-000000-000067	TXB210-NOTA012	Suitable for 10mm board width, IP20, 2PIN wire-to-board solderless terminal

Name	Picture	Code	coding	description
Fixed Clip		94-02-00-0003	FSW10SA	Silicone clip, screw: PA 3*8mm, suitable for 10mm FPC,EF/ET strip
Gas phase rubber plug		94-02-00-0040	DT10EG-A	Translucent gas phase adhesive plug, suitable for 10mm wide silicone extrusion eg lamp with plug
Gas phase gel plugging		94-02-00-0041	DW10EG-A	Translucent gas phase adhesive plug, suitable for 10mm wide silicone extrusion eg lamp with end plug
Silicone Plug Kit		94-02-00-0046	DT10EA-A	Silicone plug kit is suitable for 10mm board width, ET/EF series silicone extrusion light strip
Silicone stopper kit		94-02-00-0047	DW10EA-A	Silicone tail plug kit is suitable for 10mm board width, ET/EF series silicone extrusion light strip
Mounting groove		94-02-00-0025	CVT10EA-14100100	Transparent PVC mounting groove,suitable for 10mm FPC,silicone extruded EF/ET strip
Stopper glue		94-16-03010001	AS-PG-0003	Silicone gel,suitable for ET/EF/EG waterproof LED strip
ET solderless plug		94-03-00-0030	PT210-ETWA	Monochromatic light strip, 10mm board width, ET protection technology
ET press-fit terminals		94-03-00-0031	CBX210-ETWA020	Monochromatic light strip, 10mm board width, ET protection technology
ET press-fit terminal kit		94-03-00-0032	STBX210-ETWA020	Monochromatic light strip, 10mm board width, ET protection technology

【Packing】

· Engineering packaging of EG/EGR(IP65)/ET(IP67)/EF(IP67)

(free-soldering end caps with 40 cover per box could be ordered separately if needed)



40m/reel



· Engineering packaging of NO(IP20)/NA(IP65).



40m/reel



IP Process	Product size(mm)	Product quantity (m/reel)	Product quantity (m/case)	Product net weight(kg)	Net weight per box(kg)	Gross weight(kg)	Package size (cm)
NO	40000*10*1.6	40	400	1.035	10.35	11.902	41*41*26
NA	40000*10*1.7	40	400	1.056	10.56	12.144	41*41*26
ET	40000*12*4.8	40	80	4	8	9.2	25.5*25.5*26
EG/EGR	40000*11.3*3.8	40	80	1.755	3.51	4.71	25.5*25.5*26
EF	40000*12*5	40	80	4.371	8.742	10.05	25.5*25.5*26

Remark:data with 10% tolerance

【Precautions】

- Please drive the led strip with 48VDC isolated power, and the ripple of the constant voltage source should be less than 5%.
- Please do not bend the strip into an arc with a diameter less than 60mm to ensure the longevity and reliability.
- Do not fold it in case any damage of LED beads.
- Do not pull the power wire hard to ensure the longevity. Any Crash may damage the LED light is prohibited.
- Please make sure the wire is connected to the anode and cathode correctly. The power output should be consistent with the voltage of the strip to avoid damage.
- LED lights should be stored in dry, sealed environment. Please only unpack it before usage. Ambient temperature: -25℃~40℃.Storage temperature: 0℃~60℃.Please use the strips without waterproof within indoor environment with humidity less than 70%.
- Please be careful during operation. Do not touch the AC power supply in case of electric shock.
- Please leave at least 20% power for the power supply during using to ensure there is enough power supply to drive the product.
- Do not use any acid or alkaline adhesives to fix the product (e.g.: glass cement).
- Do not scratch the product when IP process of the product is NA. Ultraviolet rays will damage the nano-layers on the product and seriously affect the life of the product.