




LT60

luminaire specification

sel LIGHTING

LT60

LLS2.0 Series, by changing the modular design and installation method of the product, has redefined the function and application mode of linear lighting and has broken the constraints on traditional lighting system, which has achieved "three freedoms", namely, the design freedom of people, the installation freedom of product, and the application freedom of environment. LLS2.0 is iterated and upgraded based on the LLS 1.0 design with more corner accessories added to achieve more creative styles.



- Concise, trendy and unique appearance;
- AL6063-T5 aluminum profile with high-quality surface treatment and three optional colors of black, white and silver;
- PC diffuser imported from Germany, producing homogenous & soft lighting;
- Large light angle delivering better overall lighting effect of space.


Optical & electronic data

| Model | Size | CCT | Flux (lm) | CRI | Beam angle | Input voltage | Dimming | PF | Power (w) |
|----------------------------------|--------|-------|-------------|-----|------------|---------------|---------|----|-----------|
| LLS-LT60CDXSS1200-F20 WW8X-CC | 1214mm | 1900K | 2040LM | >80 | 140° | DC24V | / | / | 24W |
| | | 2300K | 2150LM | | | | | | |
| | | 2700K | 2260LM | | | | | | |
| | | 3000K | 2380LM | | | | | | |
| | | 3500K | 2510LM | | | | | | |
| | | 4000K | 2640LM | | | | | | |
| | | 5000K | 2770LM | | | | | | |
| 6000K | 2640LM | | | | | | | | |
| LLS-LT60CDXSS1800-F20 WW8X-CC | 1814mm | 1900K | 3070LM | >80 | 140° | DC24V | / | / | 36W |
| | | 2300K | 3230LM | | | | | | |
| | | 2700K | 3400LM | | | | | | |
| | | 3000K | 3580LM | | | | | | |
| | | 3500K | 3770LM | | | | | | |
| | | 4000K | 3970LM | | | | | | |
| | | 5000K | 4170LM | | | | | | |
| 6000K | 3970LM | | | | | | | | |
| LLS-LT60CDXSS2500-F20 WW8X-CC | 2504mm | 1900K | 4260LM | >80 | 140° | DC24V | / | / | 50W |
| | | 2300K | 4480LM | | | | | | |
| | | 2700K | 4720LM | | | | | | |
| | | 3000K | 4970LM | | | | | | |
| | | 3500K | 5230LM | | | | | | |
| | | 4000K | 5510LM | | | | | | |
| | | 5000K | 5790LM | | | | | | |
| 6000K | 5510LM | | | | | | | | |

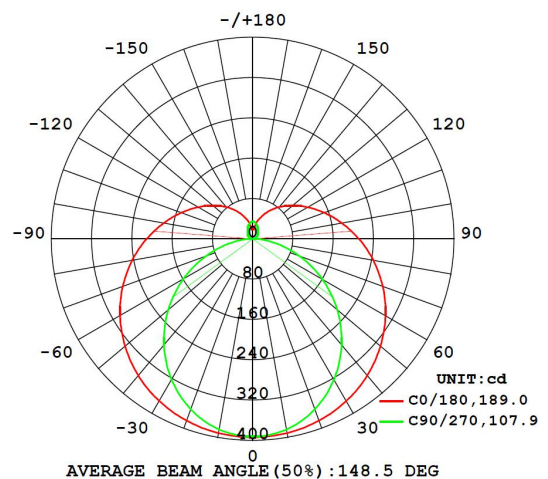
Remark :

- 1、 the tolerance of output data can be vary up to 10%;
- 2、 the output data is typical value;

1m luminaire with diffuser (LT60)



AAI FIGURE




Luminous intensity distribution diagram

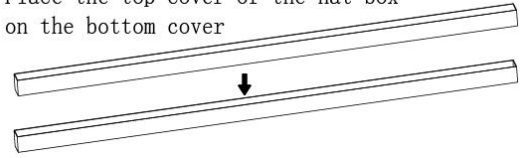
Packing:

The whole package

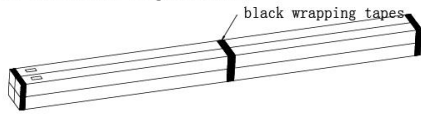
Package the luminaire into the PE bag



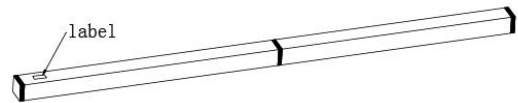
Place the top cover of the hat box on the bottom cover



Using the black wrapping tapes to bundle products together according to the different requirements



Tag the label on the hat box




| Model | Type | Dimension (Individual package) | Pcs/bun dle | NW (Kg) | GW (Kg) | Dimension (whole package) | CBM (m³) |
|------------------------------|------|----------------------------------|-------------|---------|---------|-----------------------------|----------|
| LLS-LT60CDXSS1200-F20WW8X-CC | BOX | 1280*75*67.5mm | 6 | NA | NA | 1280*150*202.5mm | 0.039 |
| LLS-LT60CDXSS1800-F20WW8X-CC | | 1880*75*67.5mm | 6 | NA | NA | 1880*150*202.5mm | 0.057 |
| LLS-LT60CDXSS2500-F20WW8X-CC | | 2580*75*67.5mm | 6 | NA | NA | 2580*150*202.5mm | 0.078 |


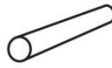
Description about label information








LLS-LT60

Luminous flux: 2640LM
 Power(Typ): 24W
 CCT: 4000K
 CRI: >80
 Input voltage: DC24V
 Frequency: /



Type: Luminaire
 Part NO: LLS-LT60CDXSS1200-F24NW8X-CC
 SO: YO17050147
 NO: ZWL170510-0380
 Color: Silver
 Power factor: /
 Cover type: Diffuser
 Size: 1214xø60mm

Ordering code:

| Category | | -Series | | Section Size | Diffuser Shape | | Diffuser Nature | | Carrier Style | | Profile Color | | End Cap Style | | Length | |
|-------------------------|-----|--------------|-----|--------------|----------------|---|-----------------|---|---------------|---|---------------|---|------------------|---|--------|------|
| Stylish Lighting System | LLS | Pendant tube | -LT | 60 | Curve | C | Diffuser | D | No carrier | X | Silver | S | Holeless end cap | S | 1200mm | 1200 |
| | | | | | | | | | | | White | W | | | 1800mm | 1800 |
| | | | | | | | | | | | Black | B | | | 2500mm | 2500 |
| LLS | | -LT | | 60 | C | | D | | X | | S | | S | | 1200 | |

| -Light Source Type | | Type Power of Luminaire | | CCT | | CRI | | Power Type | | -Package | | Label Type | |
|-----------------------|----|-------------------------|----|-------|----|--------|---|-----------------|---|----------|----|------------|---|
| -24VDC Flexible strip | -F | 20W | 20 | 1900K | GW | CRb-80 | 8 | No power supply | X | -SEL | -L | SEL | L |
| | | | | 2300K | LW | CRb-95 | 9 | | | | | Customized | S |
| | | | | 2700K | SW | | | | | | | | |
| | | | | 3000K | WW | | | | | | | | |
| | | | | 3500K | PW | | | | | | | | |
| | | | | 4000K | NW | | | | | | | | |
| | | | | 5000K | DW | | | | | | | | |
| | | | | 6000K | W | | | | | | | | |
| -F | | 20 | | NW | | 8 | | X | | -L | | L | |

Ordering luminaires kits (Eg) :

LLS-LT60CDXSS1200-F20NW8X-LL

Attentions :

- Please install the product in the right environment as much as possible ;
- Please be careful during operation. Do not touch the AC power supply in case of electric shock ;
- Check the current through the circuit, such as the surge occurs when press the switch does not exceed the maximum rated current, please insert the appropriate protection circuit ;
- This product is sensitive to static electricity, and please special attention. In particular, it will damage the product when the static electricity is more than absolute maximum rated current and voltage, please make a countermeasures to avoid the damage of the static electricity and surge when using the product.