

PRO Series Specification

# DS860

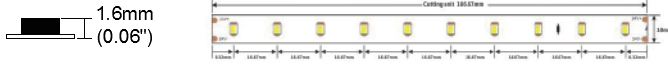
## 24V-10mm

---



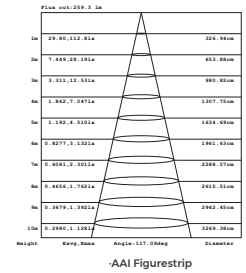
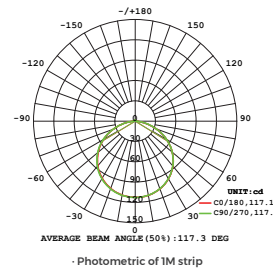
## 【General description】

- 30m long strip driven by one end power supply with the same brightness from end to end
- Self-encapsulated design offers eight optional 1900-6000K white lights
- With life span over 60000H
- Ta: -25-40°C; Tc: 75°C (max)



## 【Dimension】

- |                                    |                                      |
|------------------------------------|--------------------------------------|
| Input voltage: DC24V               | Max.length: 30000mm(98.4')           |
| CRI: 80/90/95                      | Cutting unit: 10leds/166.67mm(6.56") |
| Max.power: 4.6W(1m)                | LED pitch: 16.67mm(0.66")            |
| Power range: 4~4.6W(1m)            | Min. bend diameter: Φ60mm(2.36")     |
| Rated current: 0.18A(1m) /5.4A(5m) | Mounting: 3M tape                    |
| Typical Power: 4.3W(1m) /129W(5m)  | Copper foil: 3oz                     |
| tape IP: IP20/IP65/IP67            |                                      |
| On-off times: 10000 (test times)   |                                      |
| Warranty: 5years                   |                                      |

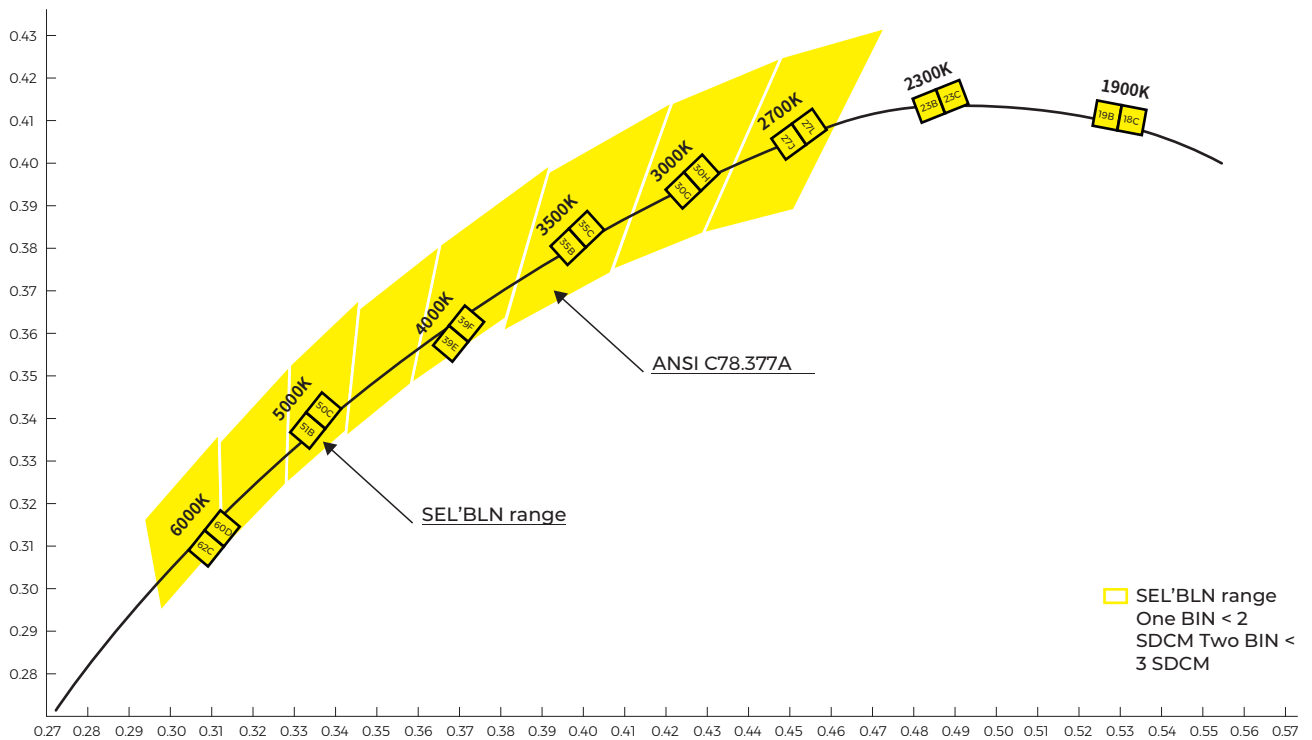


## 【Photo-electric Parameters】

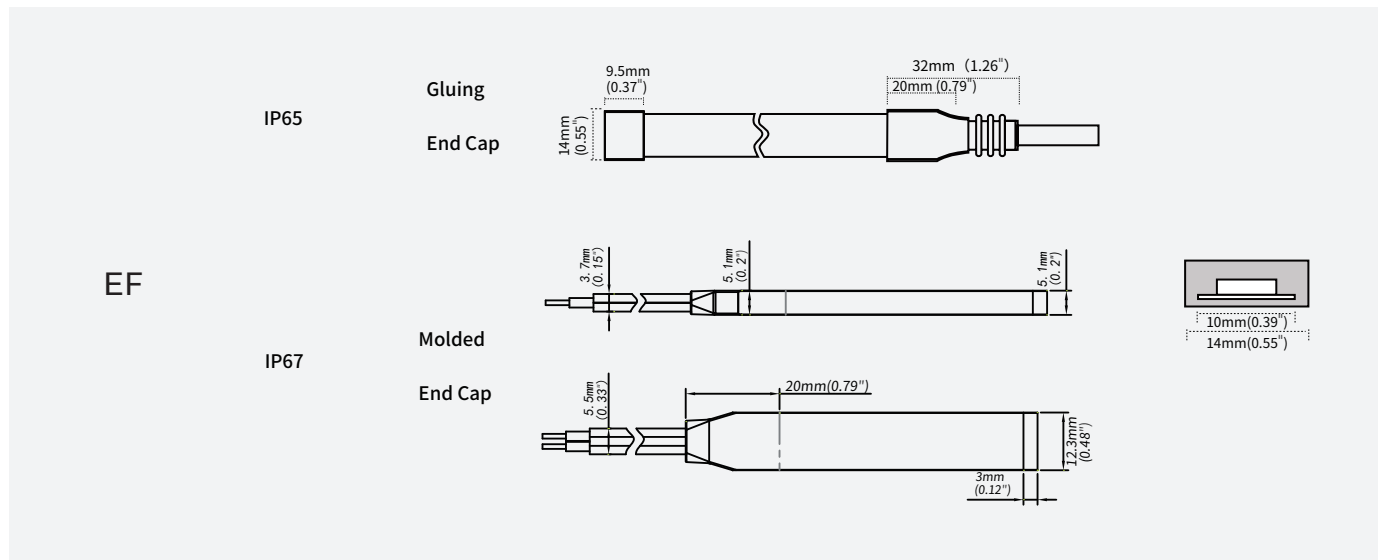
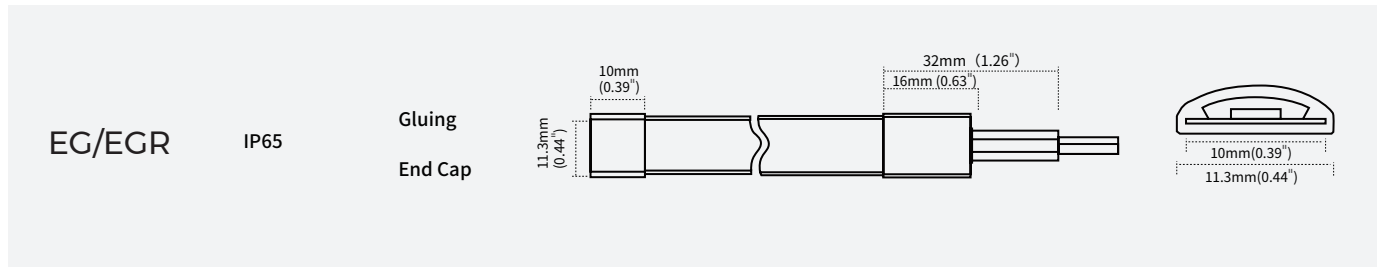
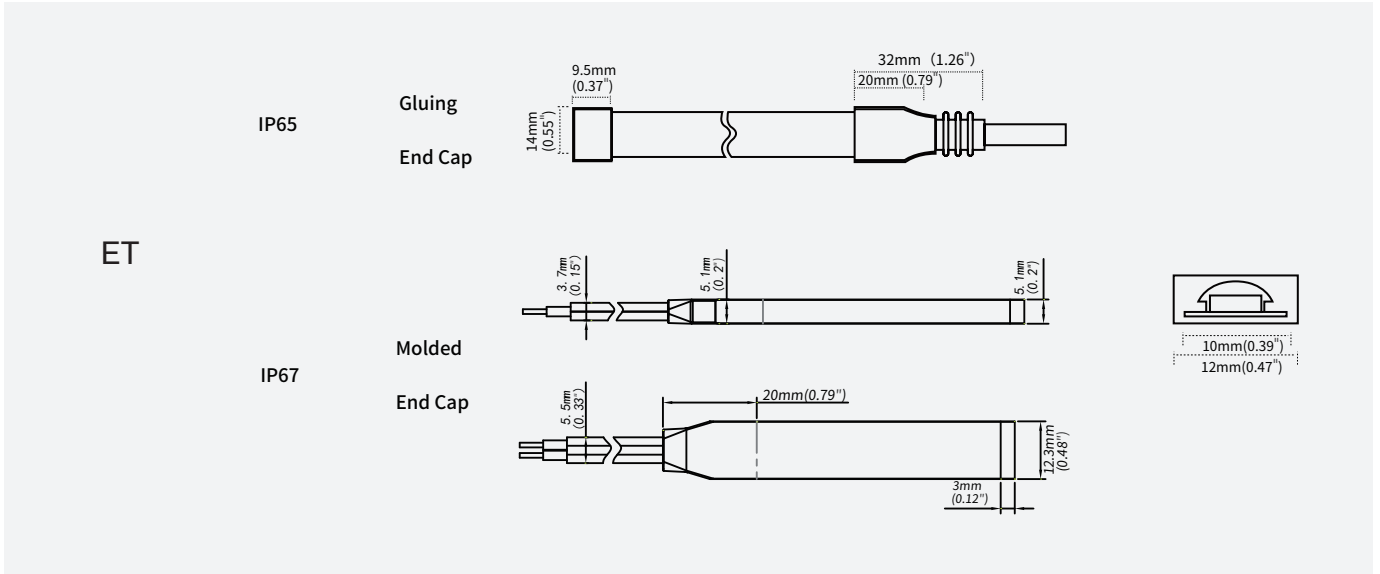
CRI	Color	CCT	Lumen(lm/m)	Lumen(lm/ft)	lm/W	ErP 2019
Ra>80	GW	1900K	340	100	80	G
Ra>80	LW	2300K	370	110	87	G
Ra>80	SW	2700K	395	120	92	F
Ra>80	WW	3000K	410	125	96	F
Ra>80	PW	3500K	420	125	98	F
Ra>80	NW	4000K	430	130	100	F
Ra>80	DW	5000K	430	130	100	F
Ra>80	W	6000K	405	120	95	F
Ra>90	GW	1900K	290	85	67	/
Ra>90	LW	2300K	320	95	74	G
Ra>90	SW	2700K	340	100	79	G
Ra>90	WW	3000K	360	105	83	G
Ra>90	PW	3500K	365	110	85	G
Ra>90	NW	4000K	370	110	87	G
Ra>90	DW	5000K	370	110	87	G
Ra>90	W	6000K	360	105	83	G

CRI	Color	CCT	Lumen(lm/m)	Lumen(lm/ft)	lm/W	ErP 2019
Ra>95	GW	1900K	220	65	51	/
Ra>95	LW	2300K	250	75	58	/
Ra>95	SW	2700K	270	80	63	/
Ra>95	WW	3000K	295	90	69	G
Ra>95	PW	3500K	315	95	74	G
Ra>95	NW	4000K	325	100	76	G
Ra>95	DW	5000K	325	100	76	G
Ra>0	G	525nm	/	/	/	/
Ra>0	B	470nm	/	/	/	/

- 1.The tolerance of output data can be vary up to 15%.
- 2.the output data tested according to IES TM-30-15.
- 3.the output data is based on IP20/1merter, data of 5m in only for reference.
- 4.IP protection process leads changes to size, CCT and luminous flux.











**[IP process information]**









## 【Electronic & output data】

IP Process	Picture	Picture description	Size	optional CCT/color for finished product	lumen output rate
NO		No proof	10mm*1.5mm	1900K/2300K/2700K/3000K/3500K/4000K/5000K/6000K/G/B	100%
NA		Nano-proof	10mm*1.6mm	1900K/2300K/2700K/3000K/3500K/4000K/5000K/6000K/G/B	98%
ET		Extrusion tube	12mm*4.8mm	1900K/2300K/2700K/3000K/3500K/4000K/5000K/6000K/G/B	88%
EG		Extrusion curved tube	11.3mm*3.8mm	1900K/2300K/2700K/3000K/3500K/4000K/5000K/6000K/G/B	88%
EGR		Milky white all-inclusive hollow arc extrusion	11.3mm*3.8mm	2300K/2700K/3000K/4000K/G/B	85%
EF		Extrusion filling	12mm*5mm	2300K/2900K/3400K/3850K/5800K/8750K/15000K/G/B	86%

## 【Accessories Information】

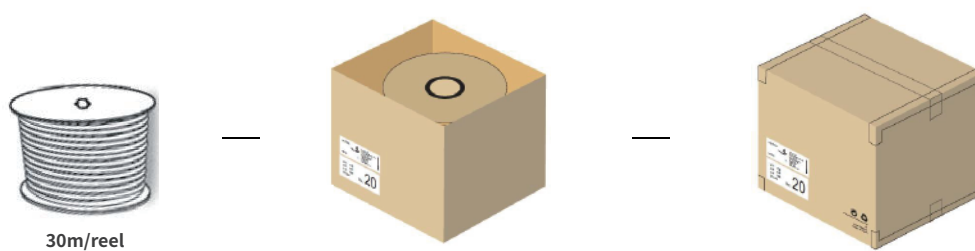
Name	Picture	Code	coding	description
Connector for wire and FPC		94-03-00-0037	TXB210-NOGA	10mm width, 2PIN connector of wire and FPC, suitable for white color strip, NO/NA, 2PIN wire 18-22AWG
Connector for FPC and FPC		94-42-621020004	TBB210-NOGA	10mm width, 2PIN connector of FPC and FPC, suitable for white color strip, NO/NA
Slim connector		81-01-000000-000065	TBB210-NOTA	Suitable for 10mm board width, IP20, 2PIN board-to-board solderless terminal
Slim connector		81-01-000000-000067	TXB210-NOTA012	Suitable for 10mm board width, IP20, 2PIN wire-to-board solderless terminal
Fixed Clip		94-02-00-0003	FSW10SA	Silicone clip, screw: PA 3*8mm, suitable for 10mm FPC, EF/ET strip
Gas phase rubber plug		94-02-00-0040	DT10EG-A	Translucent gas phase adhesive plug, suitable for 10mm wide silicone extrusion eg lamp with plug
Gas phase gel plugging		94-02-00-0041	DW10EG-A	Translucent gas phase adhesive plug, suitable for 10mm wide silicone extrusion eg lamp with end plug
Silicone Plug Kit		94-02-00-0046	DT10EA-A	Silicone plug kit is suitable for 10mm board width, ET/EF series silicone extrusion light strip

Name	Picture	Code	coding	description
Silicone stopper kit		94-02-00-0047	DW10EA-A	Silicone tail plug kit is suitable for 10mm board width, ET/EF series silicone extrusion light strip
Mounting groove		94-02-00-0025	CVT10EA-14100100	Transparent PVC mounting groove,suitable for 10mm FPC,silicone extruded EF/ET strip
Stopper glue		94-16-03010001	AS-PG-0003	Silicone gel,suitable for ET/EF/EG waterproof LED strip
ET solderless plug		94-03-00-0030	PT210-ETWA	Monochromatic light strip, 10mm board width, ET protection technology
ET press-fit terminals		94-03-00-0031	CBX210-ETWA020	Monochromatic light strip, 10mm board width, ET protection technology
ET press-fit terminal kit		94-03-00-0032	STBX210-ETWA020	Monochromatic light strip, 10mm board width, ET protection technology

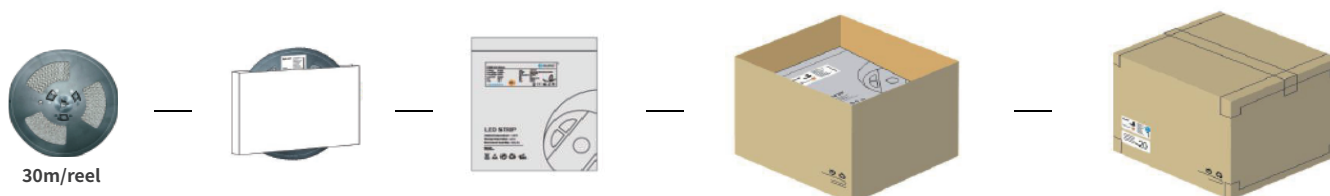
## 【Packing】

### · Engineering packaging of EG/EGR(IP65)/ET(IP67)/EF(IP67)

(free-soldering end caps with 40 cover per box could be ordered separately if needed)



### · Engineering packaging of NO(IP20)/NA(IP65).



IP Process	Product size(mm)	Product quantity (m/reel)	Product quantity (m/case)	Product net weight(kg)	Net weight per box(kg)	Gross weight(kg)	Package size (cm)
NO	30000*10*1.5	30	300	0.801	8.01	9.2115	41*41*26
NA	30000*10*1.6	30	300	0.81	8.1	9.315	41*41*26
ET	30000*12*4.8	30	60	2.91	5.82	6.693	25.5*25.5*26
EG/EGR	30000*11.3*3.8	30	60	1.341	2.682	3.0843	25.5*25.5*26
EF	30000*12*5	30	60	3.303	6.606	7.596	25.5*25.5*26

Remark:data with 10% tolerance

### **【Precautions】**

- Please drive the led strip with 24VDC isolated power, and the ripple of the constant voltage source should be less than 5%.
- Please do not bend the strip into an arc with a diameter less than 60mm to ensure the longevity and reliability.
- Do not fold it in case any damage of LED beads.
- Do not pull the power wire hard to ensure the longevity. Any Crash may damage the LED light is prohibited.
- Please make sure the wire is connected to the anode and cathode correctly. The power output should be consistent with the voltage of the strip to avoid damage.
- LED lights should be stored in dry, sealed environment. Please only unpack it before usage. Ambient temperature: -25℃~40℃.Storage temperature: 0℃~60℃.Please use the strips without waterproof within indoor environment with humidity less than 70%.
- Please be careful during operation. Do not touch the AC power supply in case of electric shock.
- Please leave at least 20% power for the power supply during using to ensure there is enough power supply to drive the product.
- Do not use any acid or alkaline adhesives to fix the product (e.g.: glass cement).
- Do not scratch the product when IP process of the product is NA. Ultraviolet rays will damage the nano-layers on the product and seriously affect the life of the product.